



WELCOME TO — OUR CLASS

TEACHER: DINH THI THU HANG

Let's sing!



Baby Shark | Animal Songs | PINKFONG Songs for Children



SHARE



Pinkfong! Kids' Songs & Stories

SUBSCRIBE





Thursday, October 2nd 2025

UNIT 2

MY HOUSE

Lesson 2: A Closer Look 1

Objectives

By the end of this lesson, students will be able to:



use the words for **rooms** and **furniture**



pronounce the final sounds **/s/** and **/z/** correctly



01

VOCABULARY

use the words for **rooms** and
furniture

1. Look at the house. Name the rooms in it.

1. hall

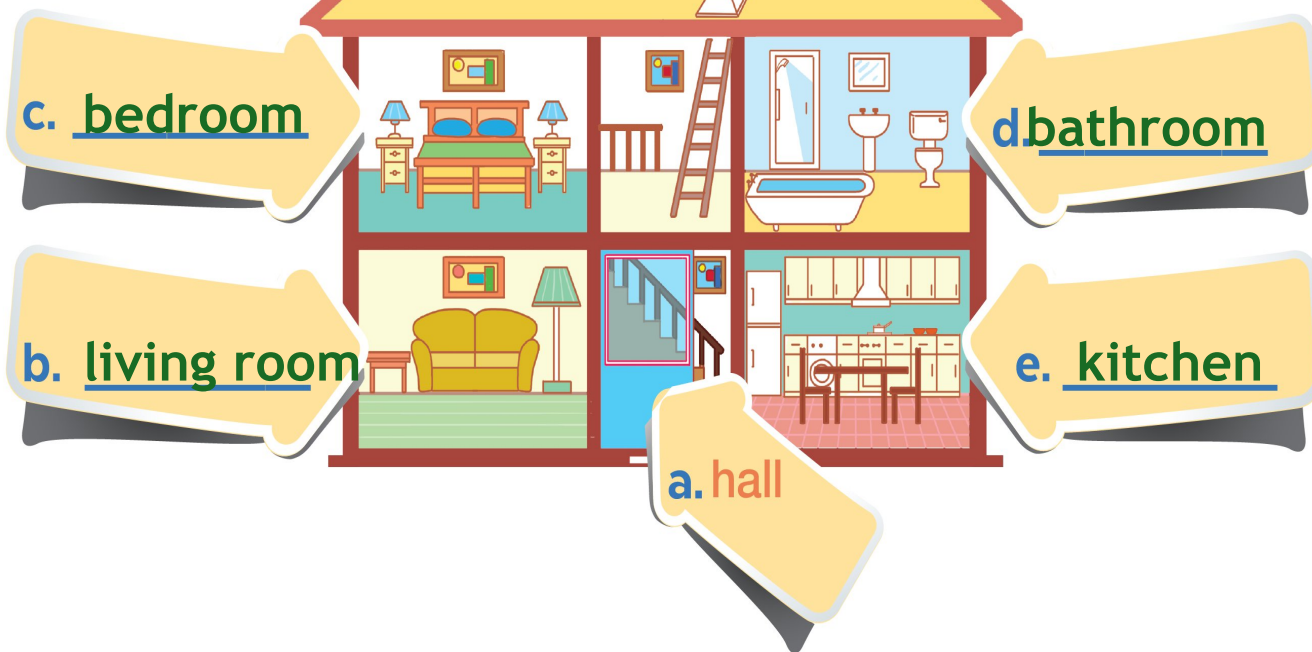
2. kitchen

3.

bedroom

4. bathroom

5. living
room



Listen and repeat



VOCABULARY

dish'washer

(n)

máy rửa bát



bath(n)

bồn tắm



‘cupboard(n)

tủ ly(tủ chạn
bát)



‘fridge(n)

tủ lạnh



sink(n)

bồn rửa



chest of
'drawers(n)

tủ ngăn kéo



lamp(n)

đèn điện



‘picture(n)

bức tranh




**In 3 minutes. Put these things in each
room (groups work)
(You may use a word more than one)**

3:00



lamp
picture
chest of drawers
sofa
fridge
cupboard
dishwasher
sink
bath
toilet

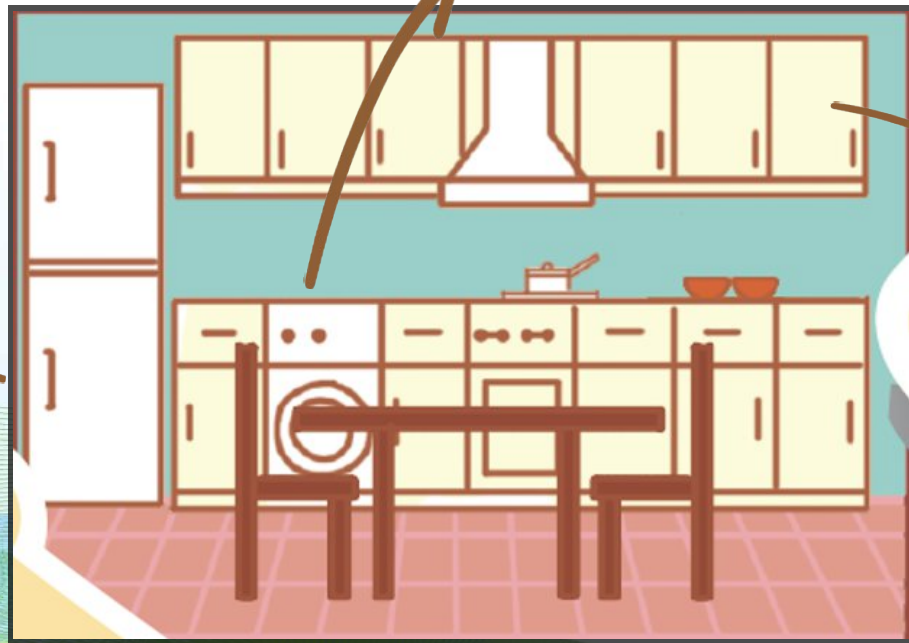


a. hall



picture

fridge



dishwasher

cupboard

kitchen



lamp



picture




**chest
of
drawers**

bedroom

sink

bath



toilet


bathroom



sofa



picture



lamp

living room

Look at the answers again

hall	kitchen	bedroom	bathroom	living room
picture	fridge	picture	sink	sofa
	dishwasher	chest of drawers	bath	picture
	cupboard	lamp	toilet	lamp

02

PRONUNCIATIO

N

pronounce the final
sounds **/s/** and **/z/**
correctly

4. Listen and repeat the words. 
Pay attention to the final -s sounds.

 lamps

 cupboards

 sinks

 sofas

 flats

 kitchens

 toilets

 rooms

Final sounds: /s/



lamps

/p/



months

/θ/



sinks

/k/



laughs

/f/



flats

/t/

Final -s is pronounced /s/ after voiceless sounds (/t/, /p/, /k/, /f/, /θ/).

Final sounds: /z/



cupboards

/d/



kitchens

/n/



rooms

/m/



sofas

/ə/

Final -s is pronounced /z/ after voiced sounds (/b/, /d/, /g/, /n/, /m/, /l/, etc.) and any vowel sounds.

5. Underline the final -s in the words and put them into the correct column.



Mi: Mum, are you home?

Mum: Yes, honey. I'm in the kitchen. I've bought these new bowls and chopsticks.

Mi: They're beautiful, Mum. Where did you buy them?

Mum: In the department store near our house. They have a lot of things for homes.



Mi: Don't forget we need two lamps for my bedroom.

Mum: Let's go there this weekend.

/s/	/z/
chopsticks lamps	bowls things homes

SUMMARY

/s/	/z/
<p>Final -s is pronounced /s/ after voiceless sounds (/t/, /p/, /k/, /f/, /θ/)</p>	<p>Final -s is pronounced /z/ after voiced sounds (/b/, /d/, /g/, /n/, /m/, /l/, etc.) and any vowel sounds.</p>
<p>E.g: cats, lamps, books, months</p>	<p>E.g: beds, dogs, cans, rooms, videos, cookers, bees</p>



HOME ASSIGNMENT

- Practice writing vocabulary. Make sentences using these vocabularies to describe the rooms in your house
- Do exercises in workbook (Part A, B- Unit 2)

The background features a series of overlapping, wavy lines in shades of green and blue, creating a sense of movement and depth. The lines are more concentrated on the left side and fade out towards the right.

**THANK
YOU!**