


# Wonderful WORLD



# Unit 5: CELEBRATIONS

Lesson 1 - Task 4, 5, 6



# Table of contents



01



Warm-up

02



Presentation

03




Practice

04



Production

05




Wrap-up & Assessment



01

# Warm-up

Unscramble the words



Question 1

Reorder the  
letters to make  
the correct word.

ELECBATROIN

Answer



CELEBRATION



Next

## Question 2

Reorder the letters to  
make the correct word.

COLOURFUL



COOLURULF

Answer



Next

Question 3



Reorder the  
letters to make  
the correct word.

**RAISE HAND**

**ANHDRASEI**

**Answer**





## Question 4

Reorder the  
letters to make  
the correct word.

**ROWTH**

**Answer**

**THROW**




Next

02



# PRESENTATION







G A M E

T I M E !





Next 



Let's make a phone call!

Back

1

Let's make a  
phone call!




2

Don't go to  
the party!

3

Don't make  
a phone call!



*Don't change the password!*

**Back**

1

*Don't change  
the password!*



2

*Don't do  
homework!*



3

*Don't write  
emails!*



Let's go to the party!

Back

1

Let's go to  
the party!



2

Don't go to  
the party!

3

Let going to  
the party!



*Don't be late for school!*

**Back**

1

*Don't late  
to me!*



*Don't is late  
for school!*

3

*Don't be late  
for school!*



# Remember!!

**-Let's do something ...! ✓**

**Eg: Let's make a phone call!**

**-Don't do something ...! x**

**Eg: Don't make a phone call!**

## 4 Listen and circle.

1 Please **don't go** / go to the party!




2 Not forget / **Don't forget** to take pictures with your family on Christmas Eve!




4 Listen and circle.

Wonderful  
WORLD



3 **Don't throw** / Not throw the paint at the wall of the living room! 



4 Please **buy** / to buy powder for the Holi Festival! 

\*



5 Don't is / **be** late for any meetings with your teachers! 



Listen and circle.

Wonderful  
WORLD

6 Let's **make sure** / to make sure we will  
organise a birthday party for him this year.



7 Let's hoping / **hope** for a bright future.



4 Then read aloud.




Wonderful  
WORLD

- 1 Please don't go to the party!
- 2 Don't forget to take pictures with your family on Christmas Eve!
- 3 Don't throw the paint at the wall of the living room!
- 4 Please buy powder for the Holi Festival!
- 5 Don't be late for any meetings with your teachers!
- 6 Let's make sure we will organise a birthday party for him this year.
- 7 Let's hope for a bright future.

03

PRACTICE



Wonderful  
WORLD

CANDY CATCHER



Choose the correct answer.



Don't \_\_\_\_ loud music late at night.

A. play


B. playing



01



Choose the correct answer.



A. Don't spend too much time on your phone!

B. Spend too much time on your phone.



02



Choose the correct answer.



A. Don't celebrate New Year's Eve together.

B. Let's celebrate New Year's Eve together.



03



Fill in the blank.

Please \_\_\_\_ sure you dress  
beautifully on his birthday!

A. making

B. made

C. make



04



# 5 Match and say.

a



1 Don't play loud music late at night!

2 Don't spend too much time on your phone!

3 Let's celebrate New Year's Eve together!

4 Please make sure you dress beautifully on his birthday!


c



b



d




04



# PRODUCTION

Point and say



6 Point and say!



What does she do?

They b  
cand

They play games together.

blow out candles

draw  
together

play games

She draws a picture of sunflowers.



6 Point and say!



Let's blow out the candles together.



Let's sing together.

a.

b.



Let's play games together.



c.


Let's draw a picture.

d.



05

# Wrap-up and Assessment



# True or False.



Let's blow out the candles!

True

False



Don't play games too much.



Don't celebrate New Year's Eve together.



Let's play loud music at night!



1

2

3

4

# Unit 5: CELEBRATIONS

LESSON 1 - PERIOD 2

What have we learnt today?

**Structures:**

- Let's blow out the candles together!
- Don't throw the paint at the wall!

THANK YOU





Thank you &  
goodbye!